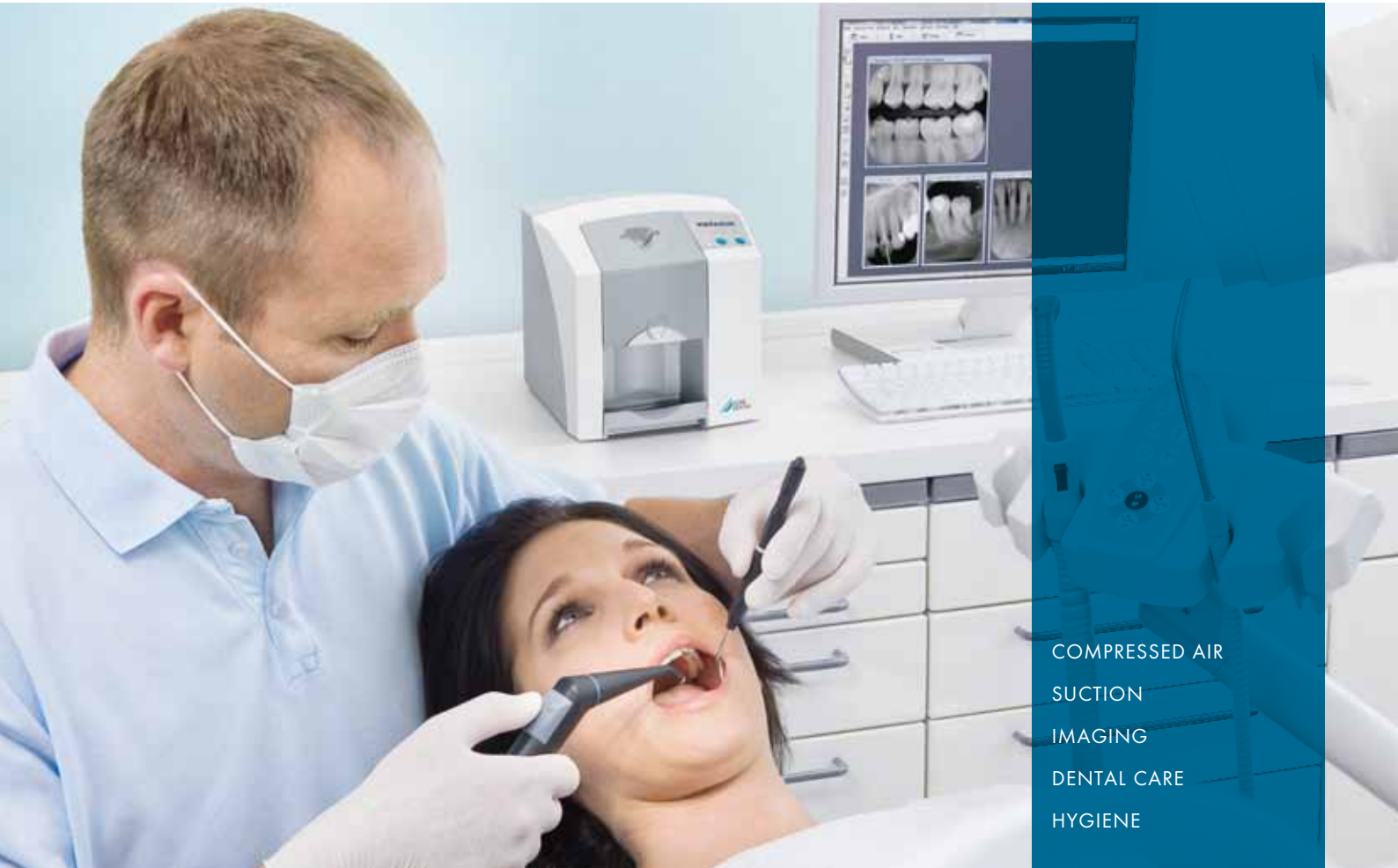


# VistaScan Mini Easy – compact and easy



**GETZ HEALTHCARE DENTAL LIMITED**  
23/F, 8 Commercial Tower, 8 Sun Yip Street,  
Chai Wan, Hong Kong SAR, People's Republic of China  
香港柴灣新業街 8 號八都商業廣場 23 樓  
Tel : +852 2563 5193  
Fax : +852 2565 9537  
Email : info.dental.hk@getzhealthcare.com

Market leading PCS image plate technology from Dürr Dental



COMPRESSED AIR  
SUCTION  
IMAGING  
DENTAL CARE  
HYGIENE



# VistaScan Mini Easy – compact and easy

VistaScan Mini Easy considerably simplifies imaging in the surgery:

With the proven engineering and outstanding image quality characteristic of Dürr Dental image plate scanners worldwide. Made in Germany.



Image Plates better than Sensors!\*



## The VistaScan Mini Easy image plate scanner

Since the introduction of conventional X-ray film development in dental medicine, Dürr Dental has been leading the way in diagnostics for dental surgeries. Digital X-ray with Dürr Dental offers dentists images with high resolution to meet all diagnostic demands. More than 40 years experience in the development of X-ray technology leads time and again to practice-oriented and innovative solutions.

The VistaScan Mini Easy image plate scanner makes image plate diagnostics even faster for dentists. The compact device is particularly easy to use and requires a minimum of space – so that it can be installed in the treatment room. The advantage: X-ray and scanning directly at the chairside. The reusable VistaScan image plates are read out in top quality within seconds. There has never been a better time to change over to image plates.



Analog film

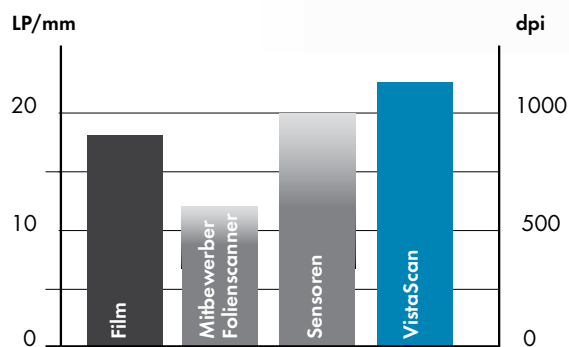


Competitors (14 bit)



VistaScan (16 bit)

The grey scale graduation of Image plate with VistaScan in comparison

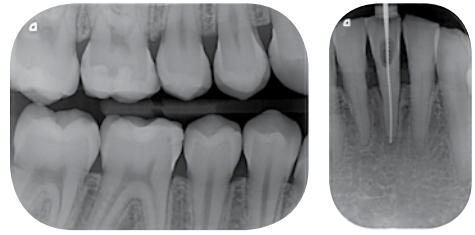


The effective image resolution of X-ray systems in comparison: The VistaScan systems from Dürr Dental achieve the highest resolution compared with the competition.



### High resolution

images with low noise support a secure diagnosis



### Common sizes

Image plates size 0 and size 2 can be used with VistaScan Mini Easy. In addition, 100% active surface area is available. Simple handling - as with an analogue film.



### Easy handling

Particularly easy handling:  
Read out, erase and make ready for the next use in one step.  
Rapid image availability from 6 seconds in the direct vicinity of the patient.

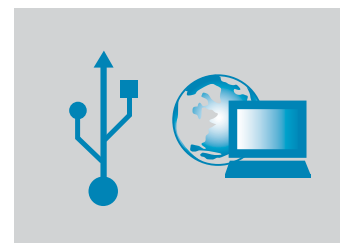


### This is what counts:

- Rapid image availability
- Compact design
- Ideal chairside appliance
- Sophisticated operating concept
- PC interface via USB or network
- High image quality
- Common intraoral sizes

### Easy integration

VistaScan Mini Easy can be operated with DBSWIN or other software packages via plugins or Twain drivers. It can be easily integrated into the surgery infrastructure via the USB or network.



# All data and accessories

## Faster and more reliable diagnostics

When changing over from X-ray film to 'digital' image plates, the X-ray exposure procedure remains the same as before. However, the diagnostic reliability is increased thanks to optimum detail recognition and sophisticated software support. With the VistaScan Mini Easy you benefit from all of the advantages of the Dürr Dental image plate technology in its most compact form. The thin, flexible image plates are more comfortable to the patient and are particularly durable thanks to their special coating. The DBSWIN imaging software displays the results in brilliant quality and allows ergonomic working procedures. The VistaScan Mini Easy can be operated with most standard dental imaging software packages.



Latest studies show that image plate technology is the only sure way to uncompromised digitisation.

	VistaScan Mini Easy
<b>Plate sizes</b>	0 (2 x 3 cm) + 2 (3 x 4 cm)
<b>Effective resolution (lp/mm)</b>	22 (1100 dpi)
<b>Weight (kg)</b>	6.5
<b>Dimensions (H x W x D mm)</b>	226 x 234 x 243
<b>Standby function</b>	Yes
<b>Interfaces</b>	USB/Network

## Accessories



Image plate holder system



Disinfect with FD 350



Image plate cleaning wipe